



FUNCTIONAL
PANORAMIC DOORS
AluPro



AluPro

PRACTICABILITY AND UNIQUE STYLE



New glazing structure ensures:

- improved sealing;
- deformation resistance;
- excellent thermal insulation properties;
- scratch protection.



AluPro Series Panoramic doors are robust, reliable and functional aluminium doors with a wide choice of glazing and optional accessories.

Infill options for **AluPro** Series doors

26_{mm}
double glazing



Modern impact-resistance material with max. **translucency** is used.

3_{mm}
single glazing



Modern impact-resistance material with max. translucency is used.

26_{mm}
aluminium
composite infill
material




The panel is made from two sheets of aluminium with stucco embossment and is filled with polyurethane foam.

3_{mm}
aluminium
composite
glazing




The panel is made from two sheets of aluminium without embossment and filled with polyethylene under high pressure.


The design of the heads of these panels match the construction of sandwich panels, allowing panoramic panels to be combined with Microwave and S-panel sandwich panels.




Special grid that could be mounted instead of glazing helps to enlarge the usage of panoramic doors. Perfect solution for car-parks.



Steel grid 40x40 mm.
Cross section of ventilation openings is 83%.




Steel drawn grid.
Cross section of ventilation openings is 58%.



Perforated aluminium sheet (perforation 8-12 mm).
Cross section of ventilation openings is 40%.

10 standard colours

At no extra cost



Colours are close to RAL scale.
Upon request, the doors can be painted both inside and outside in a different RAL colour or ADS703 colour.

